

GUARANTEED AIR SEALING MADE EASY

Simpler, faster, & incredibly effective air sealing for building envelopes

- **Guaranteed** – your air tightness goal is achieved
- **More effective** – seals leaks you can't see
- **More consistent** – sealing across the envelope
- **Compartmentalization** – made easy
- **Simplified** – envelope design, materials selection and detailing
- **Faster** – keeps construction on schedule
- **Less cost** – saves on time and materials

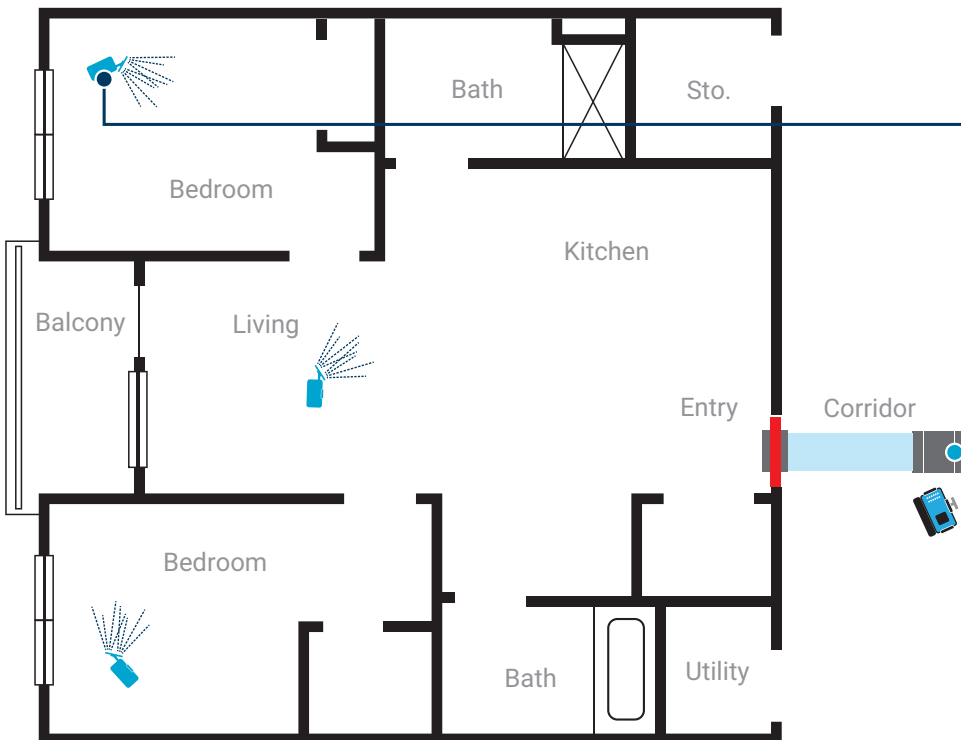
Architects & Building Performance Consultants




BEFORE




AFTER



TYPICAL MULTIFAMILY UNIT PLAN





HOW AEROBARRIER WORKS

- Like a pressurized building, air inside a balloon is at higher pressure than outside
- If there are leaks in the balloon the air inside will find the leaks & escape outside
- AeroBarrier's atomized sealant uses the same principal – it follows the pressurized air escaping the building and seals the leaks



Simple 4 Step Process



STEP 1 Prep & Setup

- Cover finished horizontal surfaces
- Cover openings not to be sealed
- Set up equipment



STEP 3 Monitor & Finish Sealing

- Monitor air sealing progress
- Progress is reported every 60 seconds
- Verify ACH50 achieved



STEP 2 Pressurize & Begin Sealing

- Pressurize the space
- Input your target ACH50
- Begin computer controlled sealing



STEP 4 Certify Seal Completion & Cleanup

- Software generates Certificate of Completion
- Remove protective coverings and equipment
- Construction work can resume within 30 minutes